

ORGANIZATIONAL MAINTENANCE REPAIR PARTS AND SPECIAL TOOLS
LISTS
FOR
RADIO SETS

AN/FRC-154(V)1 (NSN 5820-00-461-0733)
AN/FRC-154(V)2 (NSN 5820-00-461-0736)
AN/FRC-154(V)3 (NSN 5820-00-461-0738)
AN/FRC-154(V)4 (NSN 5820-00-461-0739)
AN/FRC-154(V)5 (NSN 5820-00-461-0740)
AN/FRC-154(V)6 (NSN 5820-00-461-0741)
AN/FRC-154(V)7 (NSN 5820-00-461-0742)
AN/FRC-154(V)8 (NSN 5820-00-461-0751)
AN/FRC-154(V)9 (NSN 5820-00-461-0752)
AN/FRC-154(V)10 (NSN 5820-00-461-0765)
AN/FRC-154(V)11 (NSN 5820-00-461-0821)
AN/FRC-154(V)12 (NSN 5820-00-461-0842)
AN/FRC-154(V)13 (NSN 5820-00-461-0844)
AN/FRC-154(V)14 (NSN 5820-00-461-0856)
AN/FRC-154(V)15 (NSN 5820-00-461-0857)
AN/FRC-154(V)16 (NSN 5820-00-461-0858)
AN/FRC-154(V)17 (NSN 5820-00-461-0859)
AN/FRC-154(V)18 (NSN 5820-00-461-0860)
AN/FRC-154(V)19 (NSN 5820-00-461-0861)
AN/FRC-154(V)20 (NSN 5820-00-461-0862)
AN/FRC-154(V)21 (NSN 5820-00-813-6560)
AN/FRC-154(V)22 (NSN 5820-00-461-0864)
AN/FRC-154(V)23 (NSN 5820-00-222-4637)
AN/FRC-154(V)24 (NSN 5820-00-472-4003)
AN/FRC-154(V)25 (NSN 5820-00-461-0865)
AN/FRC-154(V)26 (NSN 5820-00-461-0866)
AN/FRC-154(V)27 (NSN 5820-00-461-0867)
AN/FRC-154(V)28 (NSN 5820-00-461-0868)

DEPARTMENTS OF THE ARMY AND THE AIR FORCE

APRIL 1979

**ORGANIZATIONAL MAINTENANCE REPAIR PARTS AND SPECIAL TOOLS LISTS
FOR
RADIO SETS**

AN/FRC-154(V)1 (NSN 5820-00-461-0733), AN/FRC-154(V)2 (NSN 5820-00-461-0736), AN/FRC-154(V)3 (NSN 5820-00-461-0738), AN/FRC-154(V)4 (NSN 5820-00-461-0739), AN/FRC-154(V)5 (NSN 5820-00-461-0740), AN/FRC-154(V)6 (NSN 5820-00-461-0741), AN/FRC-154(V)7 (NSN 5820-00-461-0742), AN/FRC-154(V)8 (NSN 5820-00-461-0751), AN/FRC-154(V)9 (NSN 5820-00-461-0752), AN/FRC-154(V)10 (NSN 5820-00-461-0765), AN/FRC-154(V)11 (NSN 5820-00-461-0821), AN/FRC-154(V)12 (NSN 5820-00-461-0842), AN/FRC-154(V)13 (NSN 5820-00-461-0844), AN/FRC-154(V)14 (NSN 5820-00-461-0856), AN/FRC-154(V)15 (NSN 5820-00-461-0857), AN/FRC-154(V)16 (NSN 5820-00-461-0858), AN/FRC-154(V)17 (NSN 5820-00-461-0859), AN/FRC-154(V)18 (NSN 5820-00-461-0860), AN/FRC-154(V)19 (NSN 5820-00-461-0861), AN/FRC-154(V)20 (NSN 5820-00-461-0862), AN/FRC-154(V)21 (NSN 5820-00-813-6560), AN/FRC-154(V)22 (NSN 5820-00-461-0864), AN/FRC-154(V)23 (NSN 5820-00-222-4637), AN/FRC-154(V)24 (NSN 5820-00-472-4003), AN/FRC-154(V)25 (NSN 5820-00-461-0865), AN/FRC-154(V)26 (NSN 5820-00-461-0866), AN/FRC-154(V)27 (NSN 5820-00-461-0867), and AN/FRC-154(V)28 (NSN 5820-00-461-0868)

Current as of 17 October 1978

REPORTING OF ERRORS

You can improve this manual by recommending improvement using DA Form 2028-2 located in the back of the manual. Simply tear out the self-addressed form, fill it out as shown on the sample, fold it where shown, and drop it in the mail.

If there are no blank DA Forms 2028-2 in the back of your manual, use the standard DA Form 2028 (Recommended Changes to Publications and Blank Forms) and forward to the Commander, US Army Communications and Electronics Materiel Readiness Command, ATTN: DRSEL-ME-MQ, Fort Monmouth, New Jersey 07703.

For Air Force, submit AFTO Form 22 (Technical Order System Publication Improvement Report and Reply) in accordance with paragraph 6-5, section VI, T.O. 00-5-1. Forward direct to prime ALC/MST. In either case a reply will be furnished direct to you.

Table of Contents

	Page	Illus Figure
SECTION I. Introduction.....	1	
II. Repair parts list	5	
Group 00 Radio Set AN/FRC-154(V)1 thru 28.....	5	1
01 Receiver door assembly (1A1).....	7	2
0101 Filters, intermediate frequency (1A1MD1, 1A1MD4) (No parts authorized)		
010101 Electronic component assemblies (1A1MD1A1, 1A1MD4A1) (No parts authorized)		

This manual, together with TM 11-5820-792-34P, 20 April 1979, supersedes TM 11-5820-792-24P, 30 August 1974, in its entirety.

	Page	Figure
Group 010102		
010103		
0102		
010201		
0103		
02	9	3
0201		
0202		
0203		
0204		
03	11	4
0301		
0302		
0303		
04	13	5
0401		
0402		
040201		
0403		
05	15	6
0501		
0502		
0503		
0504		
0505		
0506		
06	17	7
0601	19	8
060101		
060102		
060103		
060104		
07	21	9
0701		
0702		
070201		
0703		
0704		
0705		
0706		
0707		
0708		
0709		
SECTION III.		
IV.	22	

**SECTION I
INTRODUCTION**

1. Scope

This manual lists spares and repair parts; special tools; special test, measurement, and diagnostic equipment (TMDE) and other special support equipment required for performance of direct support and general support maintenance of the AN/FRC-154(V)1 through 28. It authorizes the requisitioning and issue of spares and repair parts as indicated by the source and maintenance codes.

2. General

This Repair Parts and Special Tools List is divided into the following sections:

a. Section II. Repair Parts List. A list of spares and repair parts authorized for use in the performance of maintenance. The list also includes parts which must be removed for replacement of the authorized parts. Parts lists are composed of functional groups in numeric sequence, with the parts in each group listed in figure and item number sequence.

b. Section III. Special Tools List. Not applicable.

c. Section IV. National Stock Number and Part Number Index. A list, in National item identification number (NIIN) sequence, of all National stock numbers (NSN) appearing in the listings, followed by a list, in alphameric sequence, of all part numbers appearing in the listings. National stock numbers and part numbers are cross-referenced to each illustration figure and item number appearance.

3. Explanation of Columns

a. Illustration. This column is divided as follows:

(1) Figure number. Indicates the figure number of the illustration on which the item is shown.

(2) Item number. The number used to identify item called out in the illustration.

b. Source, Maintenance, and Recoverability (SMR) Codes.

(3) Source code. Source codes indicate the manner of acquiring support items for maintenance, repair, or overhaul of end items. Source codes are entered in the first and second positions of the Uniform SMR Code format as follows:

<i>Code</i>	<i>Definition</i>
PA	-Item procured and stocked for anticipated or known usage.
XD-A	support item that is not stocked. When required, item will be procured through normal supply channels.

NOTE

Cannibalization or salvage may be used as a source of supply for any items source coded above except those coded XA and aircraft support items as restricted by AR 700-42.

(2) Maintenance code. Maintenance codes are assigned to indicate the levels of maintenance authorized to USE and REPAIR support items. The maintenance codes are entered in the third and fourth positions of the Uniform SMR Code format as follows:

(a) The maintenance code entered in the third position will indicate the lowest maintenance level authorized to remove, replace, and use the support item. The maintenance code entered in the third position will indicate one of the following levels of maintenance:

<i>Code</i>	<i>Application/Explanation</i>
O	-Support item is removed, replaced, used at the organizational level.

(b) The maintenance code entered in the fourth position indicates whether the item is to be repaired and identifies the lowest maintenance level with the capability to perform complete repair (i.e., all authorized maintenance functions). This position will contain one of the following maintenance codes:

<i>Code</i>	<i>Application/Explanation</i>
F	-The lowest maintenance level capable of complete repair of the support item is the direct support level.
H	-The lowest maintenance level capable of complete repair of the support item is the general support level.
Z	-Nonreparable. No repair is authorized.

(3) Recoverability Code assigned to support items to indicate the disposition action on unserviceable items. The recoverability code is entered in the fifth position of the Uniform SMR Code format as follows:

<i>Recoverability Codes</i>	<i>Definition</i>
Z	-Nonreparable item. When unserviceable, condemn and dispose at the level indicated in position 3.
F	-Reparable item. When uneconomically reparable, condemn and dispose at the direct support level.
H	-Reparable item. When uneconomically reparable, condemn and dispose at the general support level.
D	-Reparable item. When beyond lower level repair capability, return to depot. Condemnation and disposal not authorized below depot level.

c. National Stock Number. Indicates the National stock number assigned to the item and will be used for requisitioning purposes.

d. Part Number. Indicates the primary number used by the manufacturer (individual, company, firm, corporation, or Government activity), which controls the design and characteristics of the item by means of its engineering drawings, specifications, standards, and inspection re-

Requirements to identify an item or range of items.

NOTE

When a stock numbered item is requisitioned, 5B2 the repair part received may have a different part number than the part being replaced.

e. Federal Supply Code for Manufacturer (FSCM). The FSCM is a 5-digit numeric code listed in SB 708-42 which is used to identify the manufacturer, distributor, or Government agency, etc.

f. Description. Indicates the Federal item name and, if required, a minimum description to identify the item.

g. Unit of Measure (UIM). Indicates the standard of the basic quantity of the listed item as used in performing the actual maintenance function. This measure is expressed by a two-character alphabetical abbreviation (e.g., ea., in, pr, etc.). When the unit of measure differs from the unit of issue, the lowest unit of issue that will satisfy the required units of measure will be requisitioned.

h. Quantity Incorporated in Unit. Indicates the quantity of the item used in the breakout shown on the illustration figure, which is prepared for a functional group, subfunctional group, or an assembly

4. Special Information

a. Usable on codes are shown in the description column. Uncoded items are applicable to all models. Identification of the usable on codes used in this publication are:

Code	Used on
SCT	AN/FRC-154(V)1
5BD	AN/FRC-154(V)2
5BE	AN/FRC-154(V)3
5BF	AN/FRC-154004
5BG	AN/FRC-154(V)5
5BH	AN/FRC-154(V)6
5BJ	AN/FRC-154(V)7
5BK	AN/FRC-154(V)8
5BL	AN/FRC-154(V)9
5BM	AN/FRC-154(V)10
5BN	AN/FRC-154(V) 11
5BP	AN/FRC-154(V)12
5BQ	AN/FRC-154(V)13
SBR	AN/FRC-154(V)14
SBS	AN/RC-154(V)15
5BT	AN/FRC-154(V)16
5BU	AN/FRC-154(V)17
5BV	AN/FRC-154(V) 18
5BW	AN/FRC-154(V)19
5BX	AN/FRC-154(V)20
5BY	AN/FRC-15400)21

<i>Code</i>	<i>Used on</i>
5BZ	AN/FRC-154(V)22
5B1	AN/FRC-154(V)23
5B2	AN/FRC-154(V)24
5B3	AN/FRC-154(V)25
5B4	AN/FRC-154(V)26
5B5	AN/FRC-154(V)27
5B6	AN/FRC-154(V)28

b. The following publication pertains to the AN/FRC-154(V) 1 through 28 and its components: TM 11-5820-792-14, Radio Set AN/FRC-154(V) (Models 1 through 28)

c. The illustrations in this manual are identical to those published in TM 11-5820-792-34P. Only those parts assigned the third position SMR maintenance code "C" or "O" are listed in the tabular listing; therefore, there may be a break in the item number sequence. Only illustrations containing organizational authorized items appear in this manual.

5. How to Locate Repair Parts

a. When National stock number or part number is unknown.

(1) *First.* Using the table of contents, determine the functional group within which the item belongs. This is necessary since illustrations are prepared for functional groups and listings are divided into the same groups.

(2) *Second.* Find the illustration covering the functional group to which the item belongs.

(3) *Third.* Identify the item on the illustration and note the illustration figure and item number of the item.

(4) *Fourth.* Using the Repair Parts Listing, find the figure and item number noted on the illustration.

b. When National stock number or part number is known.

(1) *First.* Using the Index of National Stock Numbers and Part Numbers, find the pertinent National stock number or part number. This index is in NIIN sequence followed by a list of part numbers in alphameric sequence, cross-referenced to the illustration figure number and item number.

(2) *Second.* After finding the figure and item number, locate the figure and item number in the repair parts list.

6. Abbreviations

Not applicable.

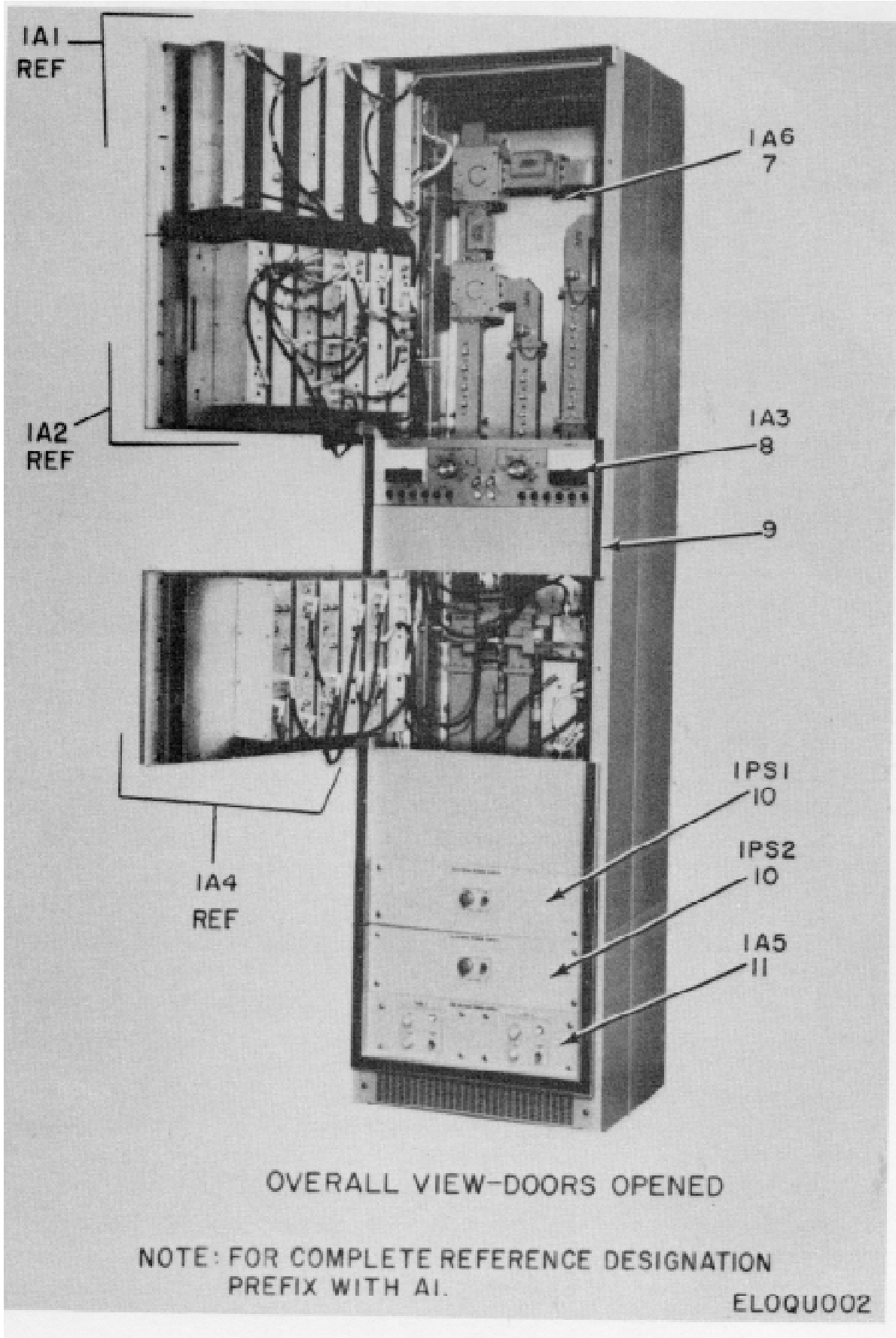


Figure 1. Radio Set AN/FRC-154(V)1 Thru 28

SECTION II

TM11-5820-792-20P/TO 31R5-4-50-84

(1) ILLUSTRATION		(2)	(3)	(4)	(5)	(6)	(7)	(8)
(a) FIG NO.	(b) ITEM NO.	SMR CODE	NATIONAL STOCK NUMBER	PART NUMBER	FSCM	DESCRIPTION USABLE ON CODE	U/M	QTY INC IN UNIT
						GROUP 00 RADIO SET AN/FRC-154(V)1 THRU 28		
1	7	XDOHH		398-L2019-L	46859	RADIO FREQ CMPS 5CT,5BD,5BE,5BF,5BG,5BH ,5BJ,5BK,5BL,5BM,5BN,5B4,5B5,5B6	EA	1
1	10	PAOHH	5895-00-813-6464	368-43580-1	11530	POWER SUPPLY.....	EA	2
1	11	XDOHH		398-12042-1	46859	POWER SUPPLY.....	EA	1
					5			




Figure 2. Receiver Door Assembly 1A1.

SECTION II

TM 11-5820-792-20P/TO 31R5-4-50-84

(1) ILLUSTRATION		(2)	(3)	(4)	(5)	(6) DESCRIPTION	(7)	(8)
(a) FIG NO.	(b) ITEM NO.	SMR CODE	NATIONAL STOCK NUMBER	PART NUMBER	FSCM	USABLE ON CODE	U/M	QTY INC IN UNIT
						GROUP 01 RECEIVER DOOR ASSEMBLY 1A1		
2	1	XDOHH		398-12067-3	46859	FILTER,IF	EA	2
2	2	PAOHH	5820-00-165-1147	368-43489-6	11530	LIMITER-DISCRIMINAT 5CT,5BD,5BQ,5BR,SBS,5BT,5BU,5BV	EA	2
						5BW,5BX,5BY,5BZ,5B1,5B2,5B3:5B4		
2	2	PAOHH	5820-00-165-1148	368-43489-8	11530	LIMITER-DISCRIMINAT 5BE,5BF,5BH,5BJ,5BK,5BL,5BM.....	EA	2
						5BN,5BP,5B5,5B6		
2	3	PAOHH	5820-00-106-2605	368-43488-1	11530	RECEIVER SUBASSEMBL.....	EA	2
					7			

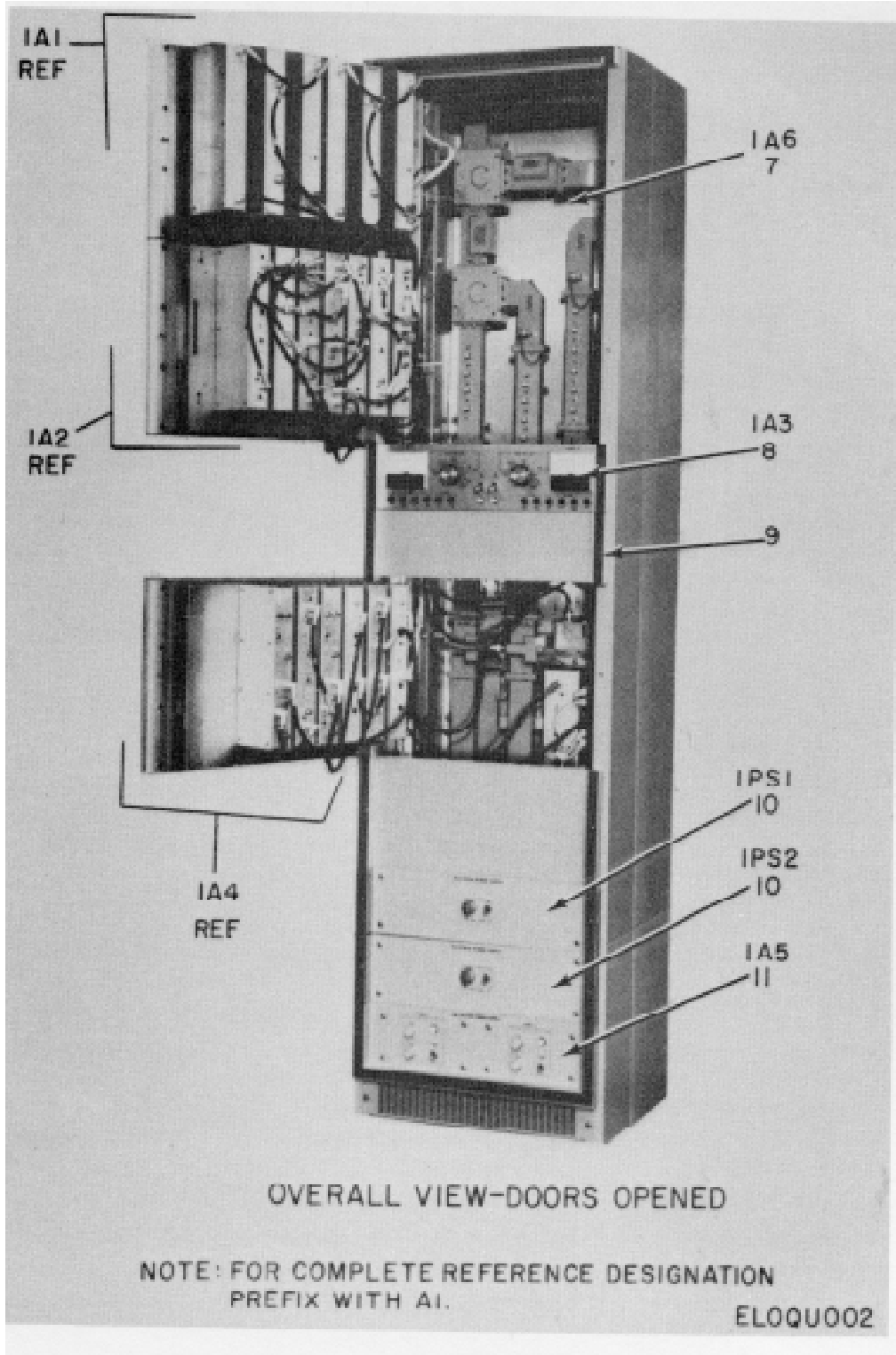
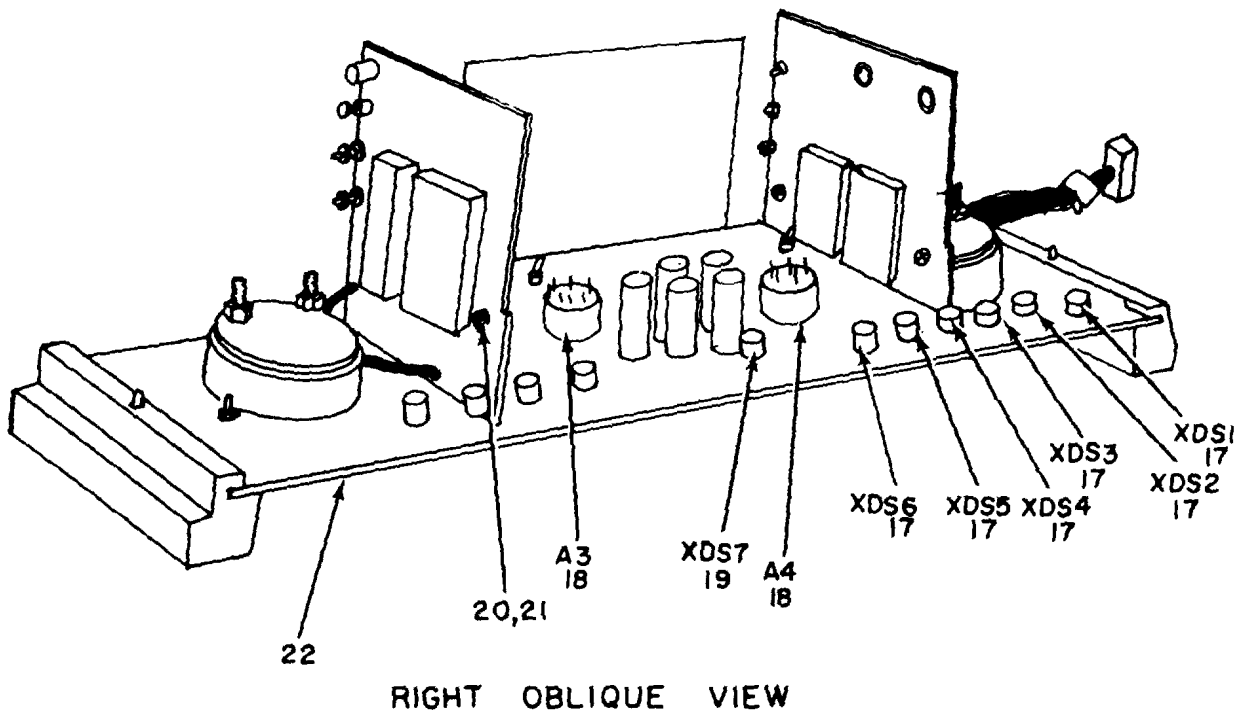
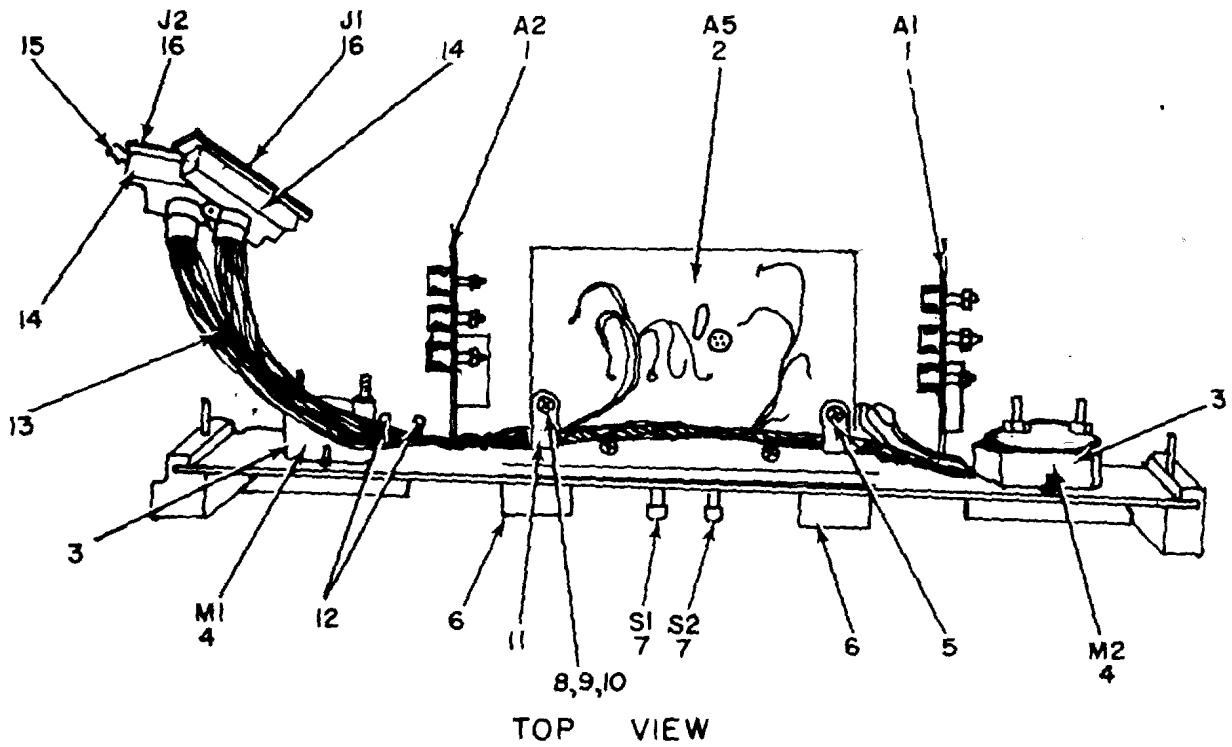


Figure 3. Combiner Door Assembly 1A2

SECTION II

(1) ILLUSTRATION		(2)	(3)	(4)	(5)	(6)	(7)	(8)
(a) FIG NO.	(b) ITEM NO.	SMR CODE	NATIONAL STOCK NUMBER	PART NUMBER	FSCM	DESCRIPTION USABLE ON CODE	U/M	QTY INC IN UNIT
						GROUP 02 COMBINER DOOR ASSEMBLY 1A2		
3	1	PAOHH	5820-00-850-2368	368-43035-1	46859	FREQUENCY CONTROL, A	EA	2
3	3	PAOHH	5820-00-430-4655	398-12040-1	46859	BASEBAND COMBINER.....	EA	2
3	4	PAOHH	5820-00-850-2372	368-43018-1	46859	AMPLIFIER, NOISE.....	EA	2
					9			

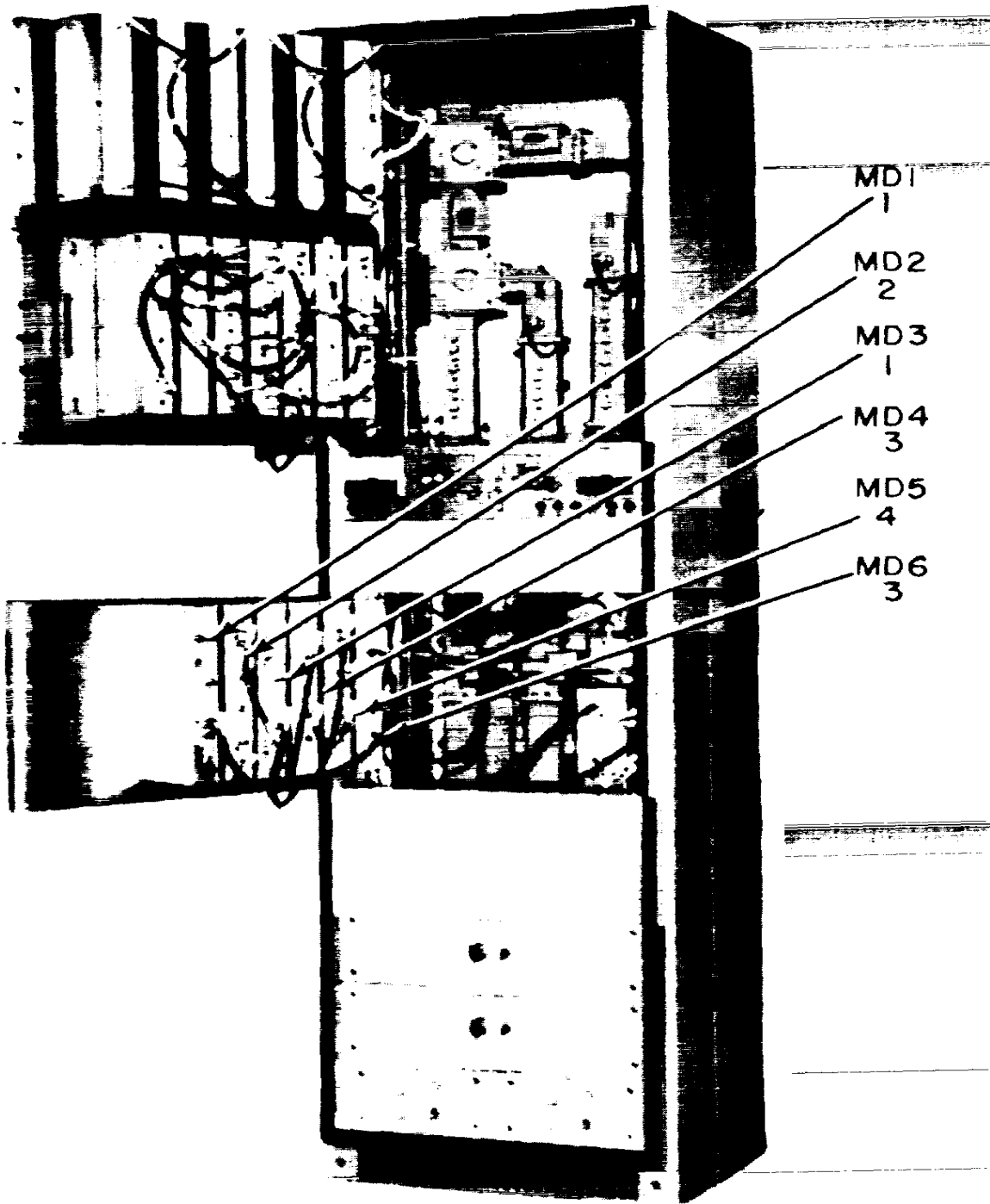


NOTE: FOR COMPLETE REFERENCE DESIGNATION
PREFIX WITH 1A3.

Figure 4. Meter Assembly, Electrical 1A3.

SECTION II

(1) ILLUSTRATION		(2)	(3)	(4)	(5)	(6)	(7)	(8)
(a) FIG NO.	(b) ITEM NO.	SMR CODE	NATIONAL STOCK NUMBER	PART NUMBER	FSCM	DESCRIPTION USABLE ON CODE	U/M	QTY INC IN UNIT
4	19	PAOZZ	6210-00-912-8047	MS25256-10-327	96906	GROUP 03 METER ASSEMBLY,ELECTRICAL 1A3 Light, Indicator.....	EA	2
					11			



FRONT VIEW

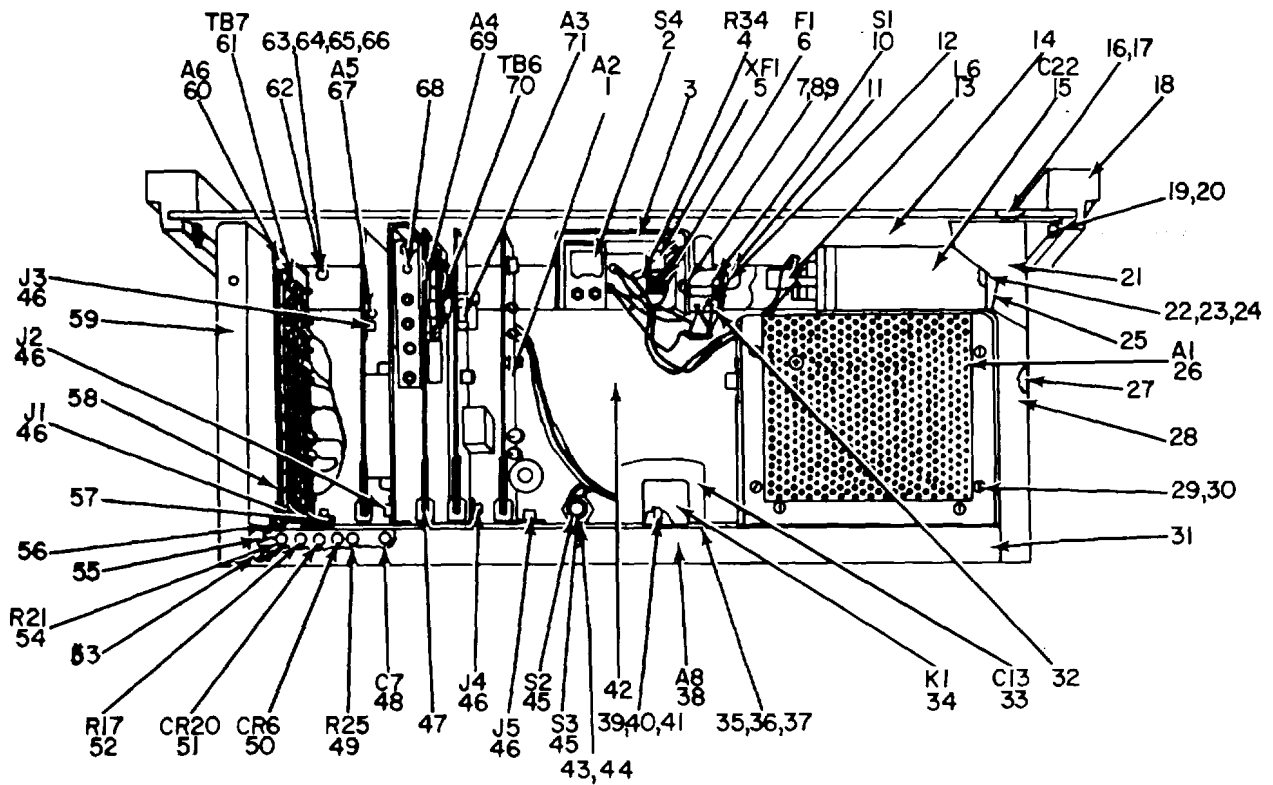
NOTE: FOR COMPLETE REFERENCE DESIGNATION
PREFIX WITH 1A4.

ELOQU044

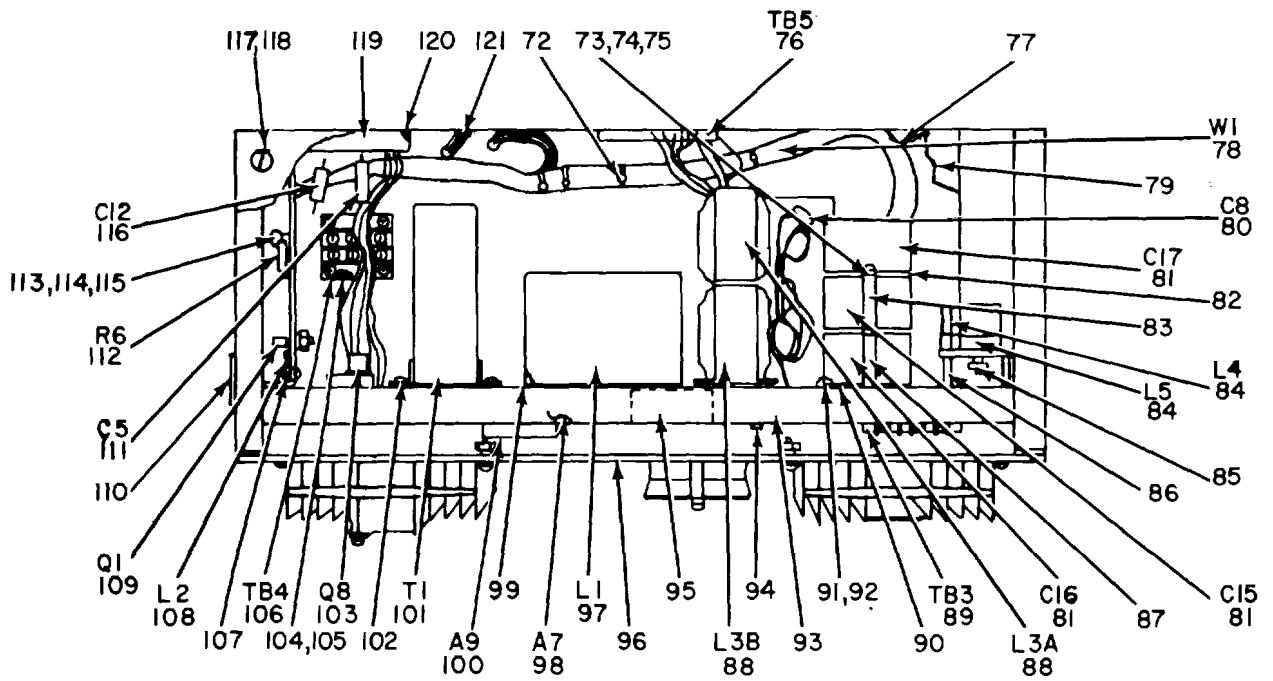
Figure 5. Exciter Door Assembly

SECTION II

(1) ILLUSTRATION		(2)	(3)	(4)	(5)	(6)	(7)	(8)
(a) FIG NO.	(b) ITEM NO.	SMR CODE	NATIONAL STOCK NUMBER	PART NUMBER	FSCM	DESCRIPTION USABLE ON CODE	U/M	QTY INC IN UNIT
						GROUP 04 EXCITER DOOR ASSEMBLY 1A4		
5	1	PAOHH	5820-00-106-2599	368-43686-1	11530	RECEIVER SUBASSEMBL.....	EA	2
5	2	PAOFF	5820-00-850-2368	368-43035-1	46859	FREQUENCY CONTROL,A	EA	1
5	3	PAOHH	5820-00-165-1149	368-42029-7	11530	OSCILLATOR MODULE.....	EA	2
					13			



POWER PACK TOP HALF



POWER PACK BOTTOM HALF

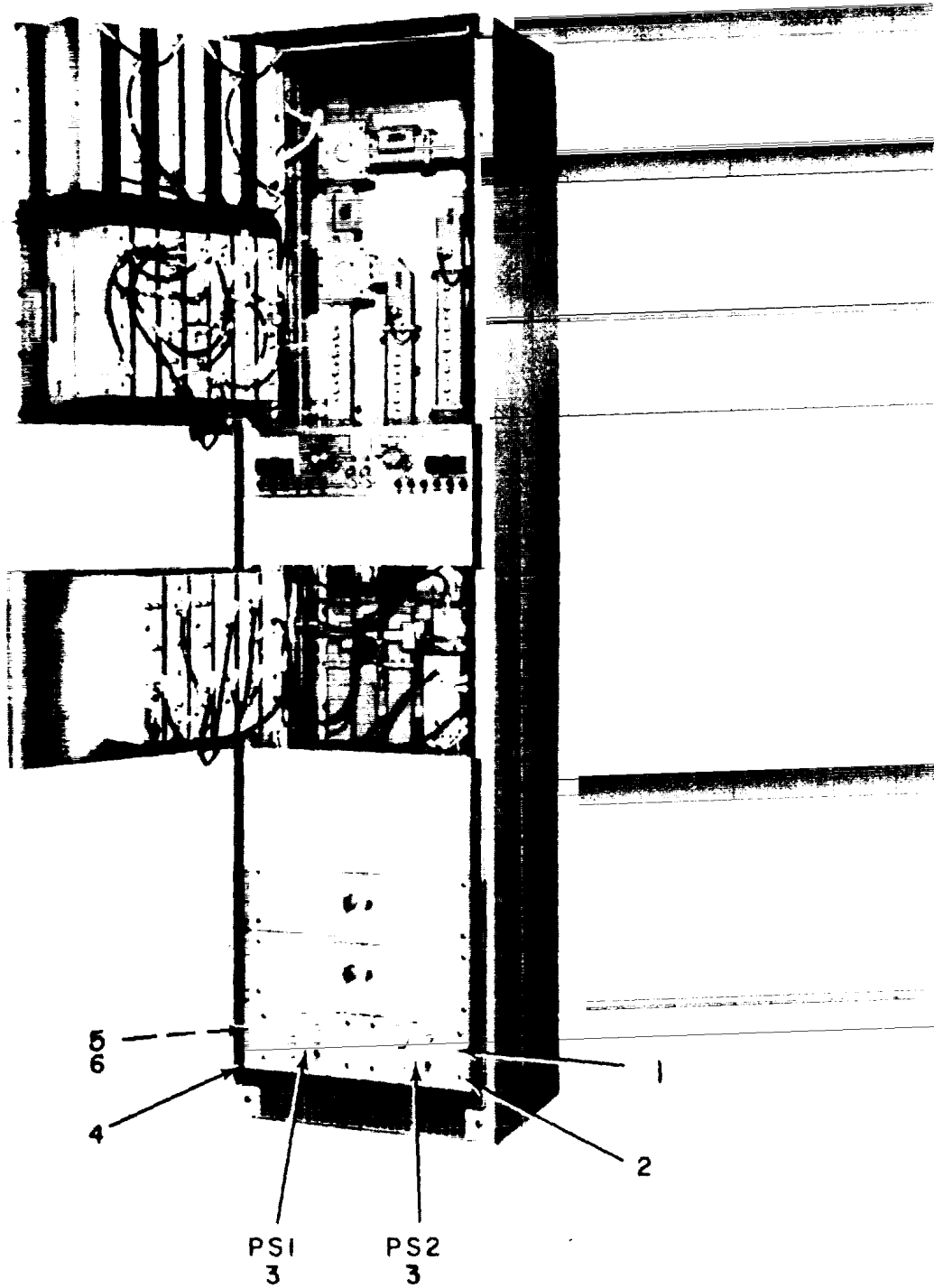
NOTE : FOR COMPLETE REFERENCE DESIGNATION PREFIX WITH IPS2PS.

ELOQU057

Figure 6. Power Supply Assembly 1PS1, 1PS2.

SECTION II

(1) ILLUSTRATION		(2)	(3)	(4)	(5)	(6)	(7)	(8)
(a) FIG NO.	(b) ITEM NO.	SMR CODE	NATIONAL STOCK NUMBER	PART NUMBER	FSCM	DESCRIPTION USABLE ON CODE	U/M	QTY INC IN UNIT
6	6	PAOZZ	5920-00-90-9156	GBB10	71400 15	GROUP 05 POWER SUPPLY ASSEMBLY 1PS1, 1PS2 FUSE, CARTRIDGE.....	EA	1



NOTE: FOR COMPLETE REFERENCE DESIGNATION
PREFIX WITH 1A5.

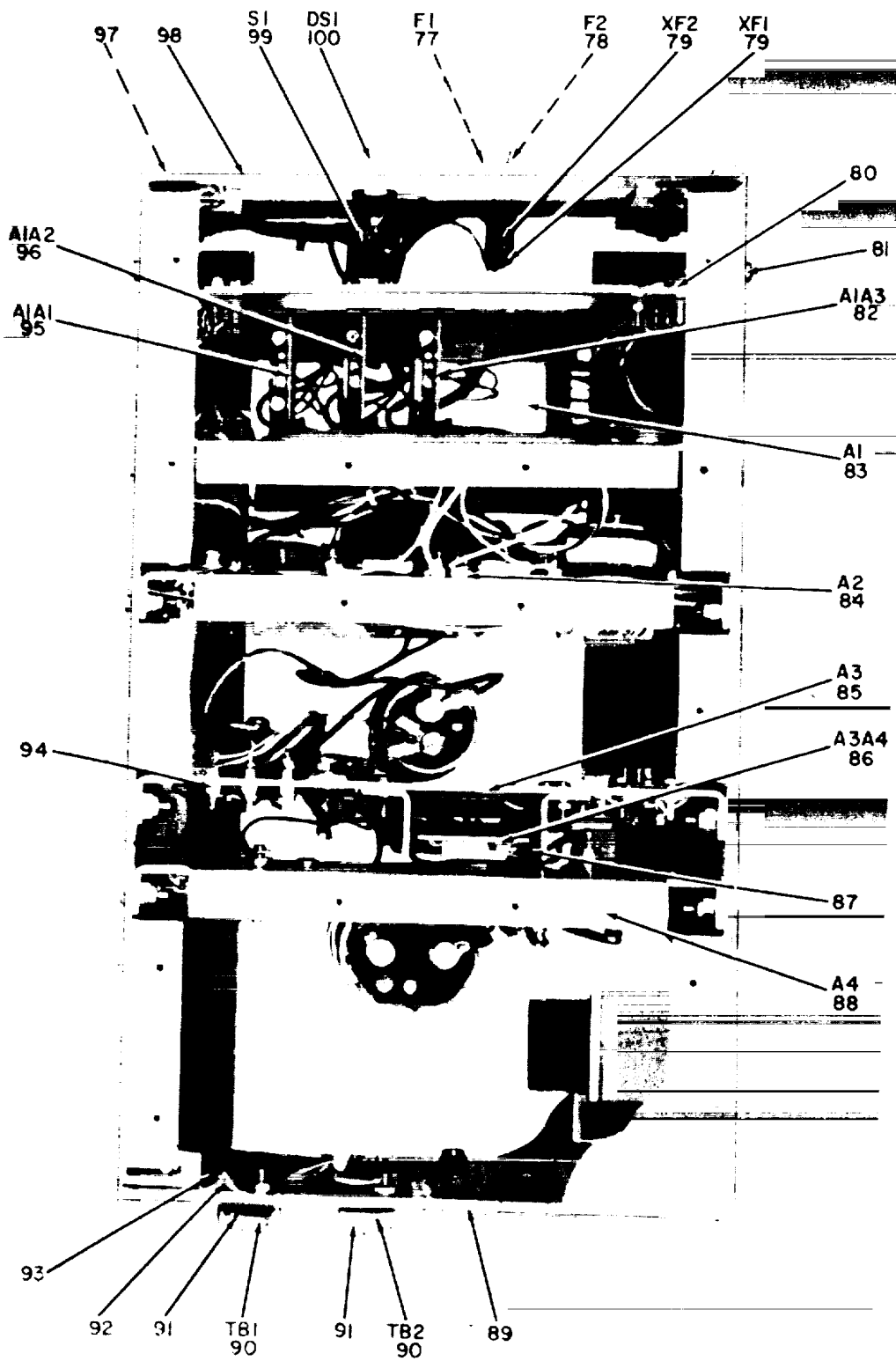
ELOQU074

Figure 7. Power Supply 1A5.

SECTION II

TM 11-5820-792-20P

(1) ILLUSTRATION		(2)	(3)	(4)	(5)	(6)	(7)	(8)
(a) FIG NO.	(b) ITEM NO.	SMR CODE	NATIONAL STOCK NUMBER	PART NUMBER	FSCM	DESCRIPTION USABLE ON CODE	U/M	QTY INC IN UNIT
7	3	PAOHH	5820-00-260-0838	398-12051-1	09205 17	GROUP 06 POWER SUPPLY 1A5 POWER SUPPLY	EA	2



TOP REAR VIEW

NOTE FOR COMPLETE REFERENCE DESIGNATION
 PREFIX WITH 1A5PS1 OR 1A5PS2

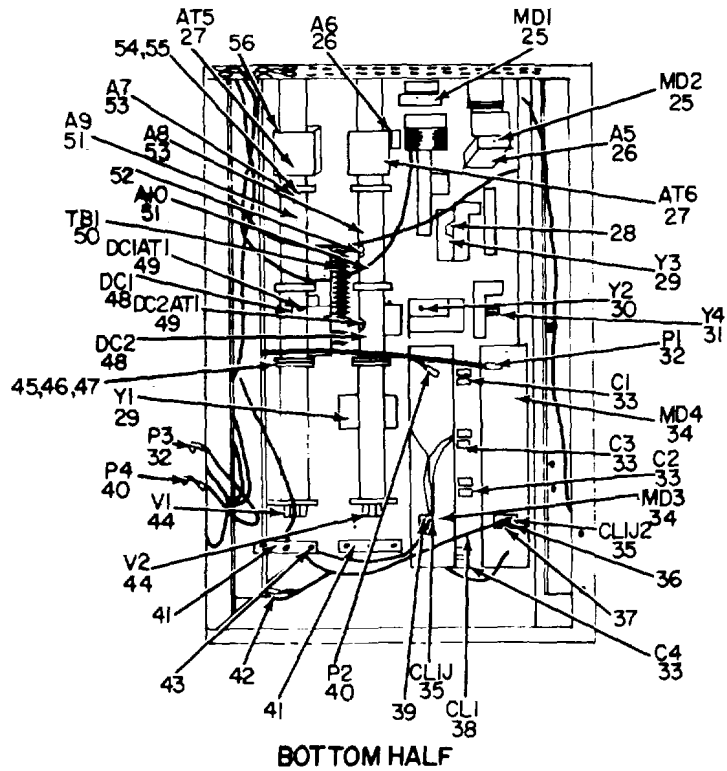
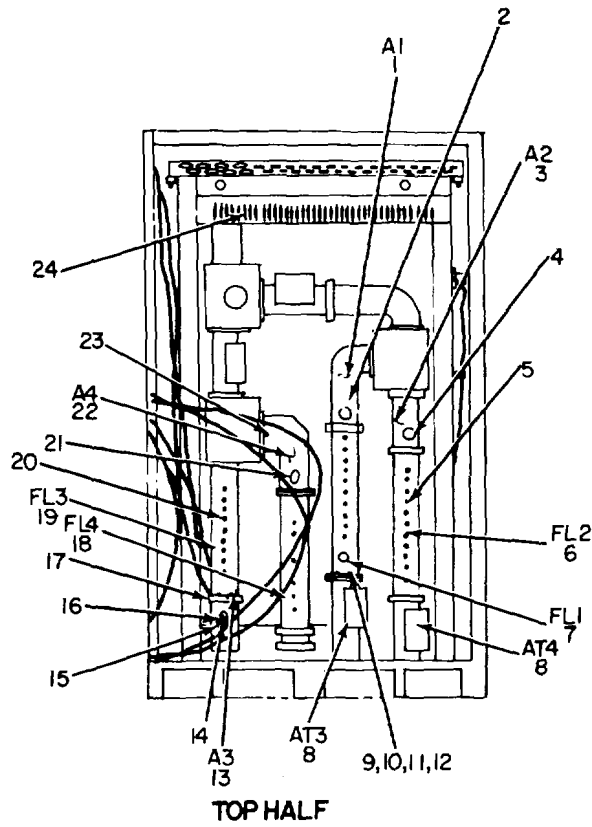
ELOQU077

Figure 8. Power Supply Module 1A5PS1, 1A5PS2

SECTION II

TM 11-5820-792-20P TO 31R5-4-50-84

(1) ILLUSTRATION		(2)	(3)	(4)	(5)	(6)	(7)	(8)
(a) FIG NO.	(b) ITEM NO.	SMR CODE	NATIONAL STOCK NUMBER	PART NUMBER	FSCM	DESCRIPTION USABLE ON CODE	U/M	QTY INC IN UNIT
						GROUP 0601 POWER SUPPLY MODULE 1ASPS1, 1A5PS2		
8	77	PAOZZ	5920-00-280-4998	312008	75915	FUSE,CARTRIDGE	EA	1
8	78	PAOZZ	5920-00-296-1519	312005	75915	FUSE,CARTRIDGE	EA	1
8	100	PAOZZ	6210-00-912-8047	MS25256-10-327	96906	LIGHT,INDICATOR	EA	1
					19			



NOTE: FOR COMPLETE REFERENCE
DESIGNATION PREFIX WITH 1A6.

ELOQU084

Figure 9. Radio Frequency Component Assembly 1A6.

SECTION II

TM 11-5820-792-20P TO 31R5-4-50-84

(1) ILLUSTRATION		(2)	(3)	(4)	(5)	(6)	(7)	(8)
(a) FIG NO.	(b) ITEM NO.	SMR CODE	NATIONAL STOCK NUMBER	PART NUMBER	FSCM	DESCRIPTION USABLE ON CODE	U/M	QTY INC IN UNIT
						GROUP 07 RADIO FREQUENCY COMPONENT ASSEMBLY 1A6		
9	25	PAOHH	5820-00-432-5716	398-12215-1	46859	PRE-AMPLIFIER MODUL	EA	2
9	26	PAOZZ	5B20-00-050-0038	368-42365	46859	MIXER,OSCILLATOR IN	EA	2
9	29	PAOFD	5820-00-137-5905	368-42299	46859	OSCILLATOR,RF	EA	2
9	30	PAOFD	5820-00-137-5905	368-42299	46859	OSCILLATOR,RF	EA	1
9	30	XDOFD		368-42299-37	46859	5CT,5BD,5BE,5BG,5BJ,58L,5BN,58Q,5BS,5BT 5BV,5BX 5BZ,5B1, 5B4. 5B6 OSCILLATOR,RF	EA	1
9	30	XDOFD		368-42299-37	46859	OSCILLATOR,RF	EA	1
9	31	PAOFD	5820-00-137-5905	368-42299	46859	5BE,5BG,5BJ,5BL,5BN,5BQ,5BV,5BX,5BZ,5B1 5B4,5B6 OSCILLATOR,RF	EA	1
9	34	PAOHH	5820-00-106-2607	368-43490-2	11530	5CT,5BD,5BF,5BH,5BK,5BM,5BP,5BR,5BS,5BT 5BU,5BW,58Y,582,583,585 RECEIVER SUBASSEMBL	EA	2
9	34	PAOHH	5820-00-172-3647	368-43490-6	11530	58E,5BE,5BF,5BG,5BH,5BJ,5BK,5BL,5BM 5BN,5BP,5B5,5B6 AHPLIFIER.AUDIO-RAD	EA	2
9	44	PAOZZ	5960-00-855-3763	VA259T	22651	5CT,5BD,5BQ,5BR,5BS,5BT,5BU,5BV..... 58W,5BX,5BY,5BZ,5B1,5B2,5B3,5B4 ELECTRON TUBE.....	EA	2
					21			

NATIONAL STOCK NUMBER INDEX

NOTE: LATEST NATIONAL STOCK NUMBER ASSIGNMENTS ARE INCLUDED AT THE END OF INDEX

STOCK NUMBER	FIG.	ITEM	STOCK NUMBER	FIG.	ITEM
5820-00-050-0038	9	26	5920-00-296-1519	8	78
5820-00-106-2599	5	1	5820-00-430-4655	3	3
5820-00-106-2605	2	3	5820-00-432-5716	9	25
5820-00-106-2607	9	34	5895-00-813-6464	1	10
5820-00-165-1147	2	2	5820-00-850-2368	3	1
5820-00-165-1148	2	2	5820-00-850-2368	5	2
5820-00-165-1149	5	3	5820-00-850-2372	3	4
5820-00-172-3647	9	34	5960-00-855-3763	9	44
5820-00-260-0838	7	3	5920-00-904-9156	6	6
5920-00-280-4998	8	77			

PART NUMBER	FSCM	FIG. NO.	ITEM NO.	PART NUMBER	FSCM	FIG. NO.	ITEM NO.
GBB10	71400	6	6	368-43035-1	46859	5	2
MS25256-10-327	96906	4	19	368-43488-1	11530	2	3
MS25256-10-327	96906	8	100	368-43489-6	11530	2	2
VA259T	22651	9	44	368-43489-8	11530	2	2
312005	75915	8	78	368-43490-2	11530	9	34
312008	75915	8	77	368-43490-6	11530	9	34
368-42029-7	11530	5	3	368-43580-1	11530	1	10
368-42299	46859	9	29	368-43686-1	11530	5	1
368-42299	46859	9	30	398-12019-1	46859	1	7
366-42299	46859	9	31	398-12040-1	46859	3	3
368-42299-37	46859	9	30	398-12042-1	46859	1	11
368-42299-37	46859	9	30	398-12051-1	09205	7	3
368-42365	46859	9	26	398-12067-3	46859	2	1
368-43018-1	46859	3	4	398-12215-1	46859	9	25
368-43035-1	46859	3	1				

LATEST NATIONAL STOCK NUMBER ASSIGNMENTS

STOCK NUMBER	FIG. NO.	ITEM NO.
5820-00-137-5905	9	29
5820-00-137-5905	9	30
5820-00-137-5905	9	31
6210-00-912-8047	4	19
6210-00-912-8047	8	100

By Order of the Secretaries of the Army, the Navy, and the Air Force:

BERNARD W. ROGERS
General, United States Army
Chief of Staff

Official:

B C. PENNINGTON
Major General, United States Army
The Adjutant General

Official:

LEW ALLEN, Jr., *General USAF*
Chief of Staff

BRYCE POE II, *General, USAF*
Commander, Air Force Logistics Command

DISTRIBUTION:

Active Army:

USAINSCOM (2)
DARCOM (1)
OS Mai Comd (3)
TECOM (2)
USACC (5)
USACC Sig Gp Okinawa (10)
USACC Sig Gp Taiwan (10)
USACC Sig Bde, Korea (2)
USACC-PAC (2)
I Corps (2)
Eighth USA (3)
USAICS (3)
USASIGS (5)
USACSA (3)
Ft Monmouth (HISA) (26)

Depots (1) except
SAAD (20)
TOAD (14)
LBAD (5)
USA Dep (PAC) (2)
MAAG, Republic of China (2)
JUSMAG, Korea (1)
USA Camp Carroll Dep (2)
Units org under fol TOE:
(1 cy each unit, UNOINOC)
11-302
29-134
29-136
29-207 (2)
29-610 (2)

NG: None

USAR: None

For explanation of abbreviations used, see AR 310-50.

RECOMMENDED CHANGES TO EQUIPMENT TECHNICAL PUBLICATIONS



THEN... JOT DOWN THE DOPE ABOUT IT ON THIS FORM, CAREFULLY TEAR IT OUT, FOLD IT AND DROP IT IN THE MAIL!

SOMETHING WRONG WITH THIS PUBLICATION?

FROM: (PRINT YOUR UNIT'S COMPLETE ADDRESS)

DATE SENT

PUBLICATION NUMBER

TM 11-5825-270-10

PUBLICATION DATE

23 Jul 81

PUBLICATION TITLE

Radio Frequency R-2176/FRN

BE EXACT... PIN-POINT WHERE IT IS

PAGE NO.	PARA-GRAPH	FIGURE NO.	TABLE NO.

IN THIS SPACE TELL WHAT IS WRONG AND WHAT SHOULD BE DONE ABOUT IT:

TEAR ALONG PERFORATED LINE

PRINTED NAME, GRADE OR TITLE, AND TELEPHONE NUMBER

SIGN HERE:

DA FORM 2028-2 JUL 79

PREVIOUS EDITIONS ARE OBSOLETE.

P.S.—IF YOUR OUTFIT WANTS TO KNOW ABOUT YOUR RECOMMENDATION MAKE A CARBON COPY OF THIS AND GIVE IT TO YOUR HEADQUARTERS.

